


Now Create
and Manage Test
Reports with
AnyWARE Cloud



PoE Pro

TEST. UPLOAD. REPORT.

THE Cloud Connected
Data Cable Verifier.



TREND NETWORKS

Depend On Us

Why do I need the new PoE Pro?

It depends how important speed, accuracy and reporting are to you.

The new PoE Pro eliminates guesswork and documents proper operation when installing, maintaining and troubleshooting network cabling.

Test results are stored in real-time on the free AnyWARE mobile app and are seamlessly uploaded to AnyWARE Cloud where professional PDF reports are generated.


Previously technicians had to understand all the various standards, device power outputs and cable lengths to be sure a device will operate successfully.

The PoE Pro identifies the Class of the PoE source and power available to a PoE device regardless of cable length, cable quality or other factors. Provides a clear pass/fail result to IEEE 802.3af/at/bt standards.

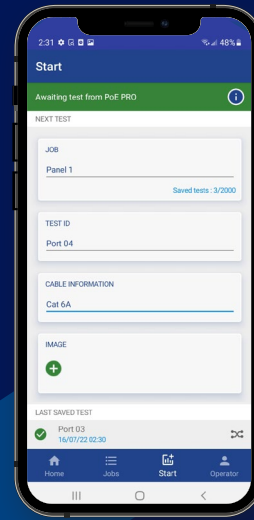
PoE Pro identifies network switch speeds of 100M/1G/2.5G/5G/10G to test switch configuration and ensure desired network speed at installed device locations. TDR technology enables fast and accurate location of opens and shorts anywhere in the cable.



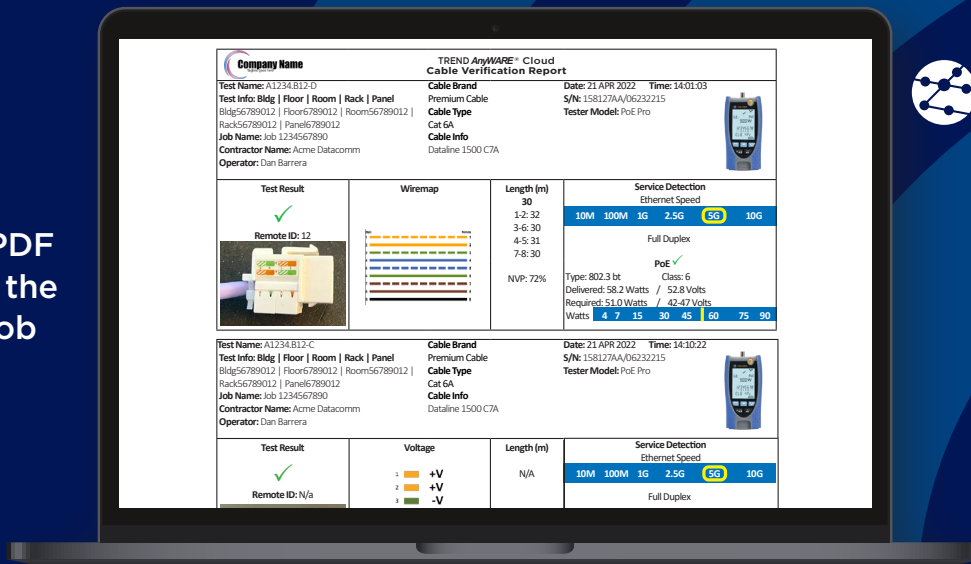
STEP 1
Send test results
from tester to
AnyWARE Mobile
App



STEP 2
Complete job and
upload results to
AnyWARE Cloud



STEP 3
Download a PDF
test report of the
completed job




Test and generate reports in just 3 simple steps.

AnyWARE Cloud benefits:

- Send clients results after completing the job meaning no more lost profit call backs.
- Free, unlimited data storage
- No need to invest in IT hardware
- Save time by always having the latest software
- Never lose data with continuous back ups
- Save time with efficient project management of teams in multiple locations
- Improve customer service with professional reports that are always to the latest standards

AnyWARE Cloud is hosted on Microsoft Azure used by 95% of Fortune 500 companies

PoE Verification and Troubleshooting



IP Camera

WiFi Access Point

TV Monitor

IP Phone



Do you have enough power at the device location?

PoE Pro displays the maximum power available at the device location including the maximum watts, Class (0-8), Voltage, Type (af/at/bt) and 2/4 pair operation.

Some switches or injectors may provide power that exceeds their IEEE Class rating. The PoE Pro can test this ability with its extended power test. Simply press the network button for 3 seconds and the PoE PRO will increase power demand up to a maximum of 90 watts.



Mid-span injector



What type of Power Sourcing Equipment is in use?

Reduce troubleshooting time by identifying the type of PoE equipment in use. End-point PoE switches are in the equipment room vs mid-span injectors can be anywhere along the cable.

This is achieved by displaying which twisted pairs have power. Power on pairs 1/2, 3/6 indicates a PoE switch and power on pairs 4/5, 7/8 indicates a mid-span injector


PoE Switch/PSE

Switch




Does the PoE switch provide enough power?

Test and verify PoE switches and injectors by connecting directly to them and displaying the maximum power, Type (af/at/bt), Class (0-8) and Voltage.



Patch Cable

Cable Verification and Troubleshooting



Wiremap with length

Accurate fault finding that saves time and money

The PoE Pro utilises Time Domain Reflectometry (TDR) to accurately measure cable length and provide distance to fault information. This speeds up fault finding as well as minimising disruption and potential damage to fixtures and fixings.

Instant results

With comprehensive details on faults such as opens, shorts, crossovers and split pairs, PoE Pro identifies wiring errors instantly.

No need for separate testers

The integrated RJ11/RJ12 (voice), RJ45 (data) and F-Type (video) connectors allow faster testing of most types of low-voltage cables by eliminating the need for separate testers.

Validate voice and data services faster

PoE Pro quickly determines which media service is running over the cable, such as Ethernet, ISDN, PBX and PoE resulting in faster fault diagnosis.

Quickly determine network speed

Troubleshooting active Ethernet networks is also made easier with in-built network detection that displays the speed (10/100/1G/2.5G/5G/10G) and duplex (Half/Full) status of a network port.

Voltage protection for your tester


The PoE Pro will detect high voltages and provide a visible and audible warning to prevent damage to the tester.

Cable tracing to save time


The analogue / digital tone generator with multiple tones can be used with most analogue and digital cable tracing probes which is essential for finding faulty or mis-labelled cabling.

Port identification

The port blink function will identify the switch port to which a cable is connected.



Coax testing



Service detection

Troubleshooting PoE Example

Malfunctioning Device

Digital Display

Requires 75 watts



Installed
Cabling



PoE Switch

Verify Installation

Result

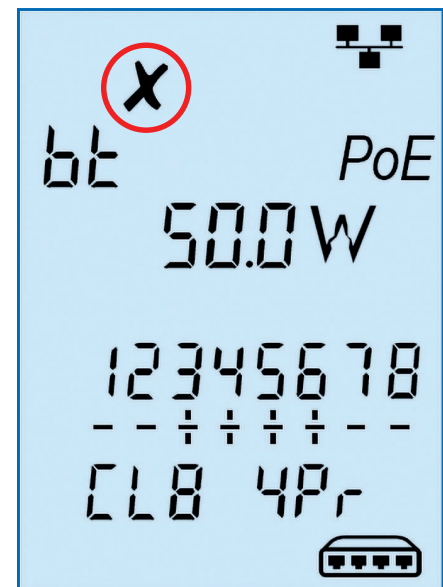
✘ Available power = 50W

✔ Ethernet 1000 Mb/s

Fault Detected

Power available does not meet minimum requirement for Class 8 which is advertised by the switch.

Next step: Determine whether the PoE Switch or cable is at fault.



Installed
Cabling



PoE Switch

Multimedia Support

RJ-45, RJ-11/RJ-12 and coax ports for verification of low voltage copper cables

TDR Length Testing and Troubleshooting

Pinpoints cable faults eliminating unnecessary guesswork

PoE Detection

Identify the IEEE standard, Class, Type, max Power (W) and Voltage (V) available

Ethernet Detection


Displays network rate and duplex information up to 10Gb

Tone Generator

Ability to identify and trace cables with a compatible inductive tone probe (optional)

Storage and Protection of Remote Unit

Reduces the chance of losing or damaging the remote unit. Additional numbered remotes available



Now detects latest switch speeds including 2.5G/5G/10G



TREND AnyWARE CLOUD



TREND AnyWARE CLOUD APP



Ethernet Link Speed

PoE Test Results

Attach photo to Test Results



The PoE Pro includes all the features of the VDV II Pro plus the advanced PoE features.

VDVII Pro

Cable Verification

- Supports RJ45, RJ11/12 and Coax connections
- Wiremap for miswires, split pairs, shorts and opens
- Shielded cable testing
- Cable length
- Distance to Open / Short (TDR)

Cable Tracing

- Analog and digital tone generator
- Compatible with common cable tracing probes

Active Network Testing

- Port Blink
- Media Service Detection - Ethernet, analogue / digital telephone service and ISDN
- Ethernet Speed Detection

Other Features

- Instantaneous results - results are shown as soon as you plug in the cable
- Larger 2.9" display
- Backlight
- Over-voltage protection

PoE Pro

All VDV II Pro features plus the following


PoE Testing:

- AnyWARE Cloud connectivity and reporting via the AnyWARE app
- Ethernet Speed Detection 1G/2.5G/5G/10G
- Automatic Pass/Fail testing of available power to standard requirements
- Supports 802.3bt High Power PoE (up to 90 watts)
- Compatible with most non-standard PoE injectors
- Identifies PSE Type (af/at/bt)
- Identifies PSE Class - 0 to 8
- Determines maximum power available (watts) at the device location
- Displays voltage
- Displays how many pairs have PoE

PoE Pro

TEST. Upload. Report.

Generate PDF reports for wiremap, network speed and PoE tests



Ordering Information

PoE Pro	
Part No.	Kit Contents
R158006	PoE Pro - Data Cable and Power over Ethernet Verifier. Includes 1 x tester, 1 x dual port remote unit, 1 x coax remote unit, 1 x alkaline battery, 1 x multi-language user guide, 2 x RJ45 to alligator clip cable 390mm, 2 x screened RJ45 to RJ45 cable 150mm, 2 x RJ12 to RJ12 cable 100mm, 1 x F-type plug to F-type plug cable 230mm, 1 x F-81 barrel splice, 1 x BNC female to F-type male adaptor, 1 x BNC female to F-type female adaptor, 1 x RCA female to F-type male adaptor, 1 x RCA female to F-type female adaptor, 1 x wallet wiring card, 1 x carry case.
POEPRO-KIT	POEPRO-KIT - PoE Pro, 1 x Amplifier Probe for Data Cable Tracing, 24 x RJ45 identifiers (#1 - #24), 12 x coax remote units (#1 - #12) and 3 year warranty.

Basic Specifications

Description	VDV II Pro	PoE Pro
Dimensions	160 mm x 76 mm x 36 mm 6 in x 3 in x 1.4 in	
Weight	0.26 kg 9.6 oz	
Length Range	0.3 - 600m / 1 - 1969ft	
Battery Type	9V Alkaline. Typically 20 hours minimum continuous use (backlight off)	

For detailed specifications, please visit our website.







Distributed by:

testoon.COM
The measurement website

99 rue Beranger 92320 Chatillon - France
Tel. : +33 (0) 1 71 16 17 00
E-mail: contact@testoon.com
www.testoon.com

Optional Accessories

Part No.	Kit Contents
158050	 Kit of 12 x RJ-45 remotes* (#1 - #12)
158051	 Kit of 24 x RJ-45 identifiers** (#1 - #24)
158053	 Kit of 12 x coax remote units* (#1 - #12)
R180001	 Amplifier Probe

* Separate numbered remotes allow for quick wiremap testing of multiple cables

** RJ-45 identifiers provide ID number and length result for rapid cable mapping, but do not perform full wiremap test.



Apple and the Apple logo are trademarks of Apple Inc., registered in the U.S. and other countries. App Store is a service mark of Apple Inc. Android is a trademark of Google Inc.
All Rights Reserved. TREND, TREND NETWORKS, the Connected Dot Device and the PoE PRO logos are trademarks or registered trademarks of TREND NETWORKS.

TREND NETWORKS

Stokenchurch House, Oxford Road, Stokenchurch, High Wycombe, Buckinghamshire, HP14 3SX, United Kingdom

Tel. +44 (0)1925 428 380 | Fax. +44 (0)1925 428 381
uksales@trend-networks.com

www.trend-networks.com

Specification subject to change without notice. E&OE
© TREND NETWORKS 2022
Publication no.: 158839. Rev 1.